





# HDPE Water Line

## Model: SD-PEPW

SHIELD HDPE pipes and fittings are manufactured as per ANS/AWWA C906 Standards. Products are required to pass strict quality control procedures and are rigorously monitored throughout the production process, from the inspection of raw materials to the storage of the finished products, to ensure their compliance with relevant quality standards. Review of existing facilities and continual improvements is always a priority, parallel to the consistent production process.



## Product Specifications:

Available Size	4" - 32"
Material	High Density Polyethylene
Standard	ANSI/AWWA C906, API 15LE
Application	Irrigation, Potable Water, Drainage, Horizontal Directional Drilling, Dewater
Approvals/Listings	<div>     </div>

# HDPE Water Line

## Product Dimensions:

HDPE SD-PEPW (PE100)  
 Pipe Sizes & Corresponding Wall Thickness at Different SDRs is as follows:

DR	Outside Diameter		DR 11		DR 9		DR 7.3		DR 7	
PC for PE 4710/ PE 100			PC200		PC250		PC317		PC335	
Pressure in Bar			13.79		17.23		21.85		23.09	
Nominal Size			Wall Thickness		Wall Thickness		Wall Thickness		Wall Thickness	
L Inch	Min Inch	Max Inch	Min Inch	Max Inch	Min Inch	Max Inch	Min Inch	Max Inch	Min Inch	Max Inch
4	4.480	4.520	0.409	0.458	0.500	0.560	0.625	0.700	0.643	0.720
6	6.600	6.660	0.602	0.674	0.736	0.825	0.920	1.031	0.946	1.060
8	8.590	8.660	0.784	0.878	0.958	1.073	1.198	1.342	1.228	1.376
10	10.700	10.800	0.977	1.094	1.194	1.337	1.473	1.650	1.536	1.720
12	12.690	12.810	1.159	1.298	1.417	1.587	1.747	1.957	1.821	2.039
14	13.940	14.060	1.273	1.426	1.556	1.743	1.918	2.148	2.000	2.240
16	15.930	16.071	1.455	1.630	1.778	1.992	2.192	2.455	2.286	2.560
18	17.920	18.081	1.636	1.832	2.000	2.240	2.466	2.762	2.571	2.879
20	19.910	20.090	1.818	2.036	2.222	2.489	2.740	3.069	2.857	3.200
22	21.900	22.099	2.000	2.240	2.444	2.737	3.014	3.376	3.143	3.520
24	23.890	24.108	2.182	2.444	2.667	2.987	3.288	3.683	3.429	3.841
26	25.880	26.117	2.364	2.648	2.889	3.236	3.562	3.989	3.714	4.160
28	27.870	28.126	2.545	2.850	3.111	3.484	3.836	4.296	-	-
30	29.860	30.135	2.727	3.054	3.333	3.733	-	-	-	-
32	31.860	32.144	2.909	3.258	3.556	3.983	-	-	-	-
34	33.850	34.153	3.091	3.462	3.778	4.231	-	-	-	-
36	35.840	36.162	3.273	3.666	-	-	-	-	-	-
42	41.810	42.189	3.818	4.276	-	-	-	-	-	-

# HDPE Water Line

## Product Dimensions:

Pipe Selection of Bore Size (PE 100)  
 Design Engineers choose SHIELD PE 100 piping system, as the system provides larger bore size because of its lower wall thickness. Moreover, at the same working pressure, designers can opt for lower SDR level pipe than in PE 80 piping system.

Pipe Size	AWWA C906 - PE 100			
	DR11 PC200	DR 9 PC250	DR 7.3 PC317	DR 7 PC335
Inch	Inch	Inch	Inch	Inch
4	3.66	2.66	1.41	0.13
6	5.40	3.92	2.08	0.19
8	7.02	5.11	2.71	0.25
10	8.75	6.36	3.41	0.34
12	10.37	7.54	4.04	0.40
14	11.39	8.28	4.45	0.45
16	13.02	9.46	5.08	0.51
18	14.65	10.65	5.72	0.57
20	16.27	11.83	6.35	0.64
22	17.90	13.01	6.98	0.70
24	19.53	14.19	7.62	0.76
26	21.15	15.37	8.25	0.82
-	-	-	-	-
-	-	-	-	-

NOTE: For installation instructions please refer to our technical guidelines.

# HDPE Water Line

## Miscellaneous Data:

### 1. Ordering Information

Example: SD-PEPW-1-4-40

- SD-PEPW is the part number
- (1) ANSI/AWWA C906 (2) API 15LE
- (4) Bore Size
- (40) Size

### 2. Contact Information

For further information on any aspect of the SHIELD HDPE products please contact below:

MIDDLE EAST & AFRICA	UNITED KINGDOM
Jebel Ali Free Zone, Dubai, UAE P.O Box: 61199 Tel.: +971 4 881 2070 Fax: +971 4 881 2198 Email: shieldme@shielglobal.com	Unit 3, Endeavor Drive, Basildon-Essex, SS3 14WF Tel.: +44 1708 377731 Fax: +44 1708347637 Email: shielduk@shielglobal.com