



Fire Resistant Cable



www.shieldglobal.com



1812d

Fire Resistant Cable

Low Smoke & Zero Halogen emissions under fire conditions.

Certified by LPCB to meet fire test Standards – BS EN 50200:2015 + Annex E 30 minutes, BS EN 50200 PH30 & BS 6387:2013 (Category CWZ). It is also designed to meet the smoke and zero halogen emission requirements.

Standard Cable
EN 61034-2 : 2005+A2 : 2020
BS EN 50200:2015 (PH 30) 830°C fire and mechanical shocks
BS EN 50200:2015 + Annex E 830°C - 30 min. (15 min. fire & water spray + mechanical shocks for every 5 min. throughout the 30 min. test)
BS 6387 : 2013
EN 60754-1 : 2014
EN 60332-1-2 : 2004

Emergency Lighting Systems


Many Emergency Lighting Systems now require a Fire Performance cable to meet BS EN 50200:2015 PH30 – fire performance test. Shield fire resistant cable is certified by LPCB to meet the required duration to PH30, 30 minutes duration.

Be Safe - Insist on Shield Fire Cable for all Emergency Lighting Systems



Features

- Reduced Installation time and costs
- Easy to install and Superb Working Flexibility
- All in one - Easy to Strip Outer Sheath
- No Separate Foil
- No Additional Fibre Wraps
- No mica tape on conductors
- No additional core separators to remove
- Cable Construction Provides High Level Data Protection




The Fastest Fire Cable to Install

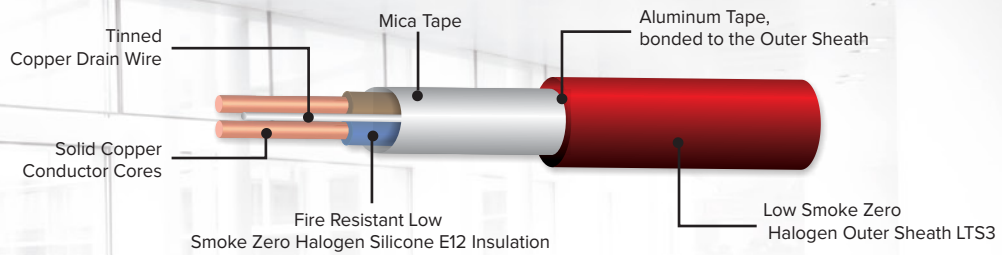
Shield Fire Resistant Cable is available in a variety of multiple core combinations all with CPC (circuit protection conductor). 500m reels and other special lengths are available.

Supplied On Robust Plastic Reels; Installer safe and easy handling, Better Reeling and damage resistant, Weather and moisture resistant

Sheath	Conductor	2 Core - 100m	2 Core - 500m
Red	1.5mm ²	SH-FRC215 – R100	SH-FRC215 – R500
	2.5mm ²	SH-FRC225 – R100	SH-FRC225 – R500
White	1.5mm ²	SH-FRC215 – W100	SH-FRC215 – W500
	2.5mm ²	SH-FRC225 – W100	SH-FRC225 – W500

Other Sizes and Sheath Colours Available.





LPCB approved to

Fire Resistance Standard
 Fire Resistance Standard
 Fire Resistance Standard
 Test for vertical flame propagation
 Determination in amount of halogen acid test
 Low Smoke Standard

BS EN 50200:2015 +Annex E 30 mins.
 BS EN 50200:2015 PH30
 BS 6387:2013 Category CWZ
 EN 60332-1-2
 EN-60754-1
 BS EN 61034-2:2005

Materials

Drain Wire
 Conductors
 Core Installation
 Screening
 Outer Sheath

Tinned Copper
 Bare Copper
 Fire Resistant Silicone E12
 Aluminium Tape
 Low Smoke Halogen Free Thermoplastic LTS3

Working Voltage

Core to Core
 Core to CPC

500V
 300V

Types

Outer Sheath Colours
 Number of Cores
 Inner Cores CSA

Red, White
 2 Core
 1.5, 2.5mm CSA

Resistance

1.5mm CSA
 2.5mm CSA

12.1 Ohms / 1 Km
 7.41 Ohms / 1 Km

Minimum Bend Radius

Radius = 6 x Diameter

Operating Temp.
 Installation Temp.

Minimum/Maximum
 Minimum/Maximum

- 40°C to +90°C
 0°C to +70°C

Voltage Drop
 (DC or Single Phase AC)

1.5mm CSA
 2.5mm CSA

29 Ohms mV / A / m
 18 Ohms mV / A / m

Approximate
 Overall Diameter

2 Core

1.5mm / 7.40mm
 2.5mm / 8.00mm

Approximate
 Weights

2 Core with CPC

1.5mm 9.5 Kg / 100 m
 2.5mm 14.1 Kg / 100 m

Current Rating
 (Current Ratings listed are at 30°C
 Refer to BS7671/EE Wiring
 Regulations for de-rating factor)

Cable Clipped
 (DC or Single Phase AC)

1.5mm 19.5A
 2.5mm 27A

Enclosed
 (DC or Single Phase AC)

1.5mm 16.5A
 2.5mm 23A

Insulation Resistance

10MΩ > at 5000V d.c.

Capacitance Rating

1.5mm CSA
 2 Core & CPC

Core to Core - Average 70 pF/m
 Core to Screen - Average 130 pF/m

2.5mm CSA
 2 Core & CPC

Core to Core - Average 80 pF/m
 Core to Screen - Average 145 pF/m

Warranty

Period
 Identification

10 Years from Date of Manufacture
 Date of Manufacture Marked On Cable

Conductor Size

Drain Wire Diameter

1.5mm 1.38 ± 0.02mm
 2.5mm 1.78 ± 0.02mm

Outer Diameter

1.5mm 7.73mm
 2.5mm 8.86mm



SHIELD FIRE, SAFETY AND SECURITY LTD
Unit 3, Endeavour Drive, Basildon-Essex, SS14 3WF, United Kingdom
Tel: +44 1708 377731 Fax: +44 1708 347637, E-mail: Shielduk@shieldglobal.com
www.shieldglobal.com